

Scaled data based on original data using  
LM-79-08 Approved Method: Electrical and Photometric Measurements of Solid-  
State Lighting Products

Test Report Prepared for  
Cooper Lighting Solutions  
(formerly Eaton)

Brand: STREETWORKS

Report Number: P459502

Luminaire Tested: **GLAN-SA9C-735-U-AFL-HSS**

Issue Date: 1/4/2021

**Test Information**

Test Method: LM-79-08  
Report Number: P459502  
TEST IS SCALED FROM IESNA LM-79-08 TEST DATA (G3-2011-042-25)  
Test Lab: INNOVATION CENTER  
Issue Date: 1/4/2021  
Manufacturer: COOPER LIGHTING SOLUTIONS (FORMERLY EATON)  
Product Line: STREETWORKS  
Catalog Number: GLAN-SA9C-735-U-AFL-HSS  
Description: GALLEON AREA AND ROADWAY LUMINAIRE  
(9) 70 CRI, 3500K, 1050mA LIGHTSQUARES WITH 16 LEDS EACH AND AUTOMOTIVE  
FRONTLINE OPTICS WITH HOUSE SIDE SHIELD  
Light Source: -  
Ballast/Driver: ELECTRONIC DRIVER

**Summary**

Lumens per Lamp: N/A  
Luminaire Lumens: 48644 lumens  
Efficiency: N/A  
Efficacy: 101.1 lumens/watt  
Luminous Opening: Rectangular (W 1.5' x L: 1.5' x H: 0')  
IES Classification: Type II - Short  
BUG Rating: B3 - U0 - G3

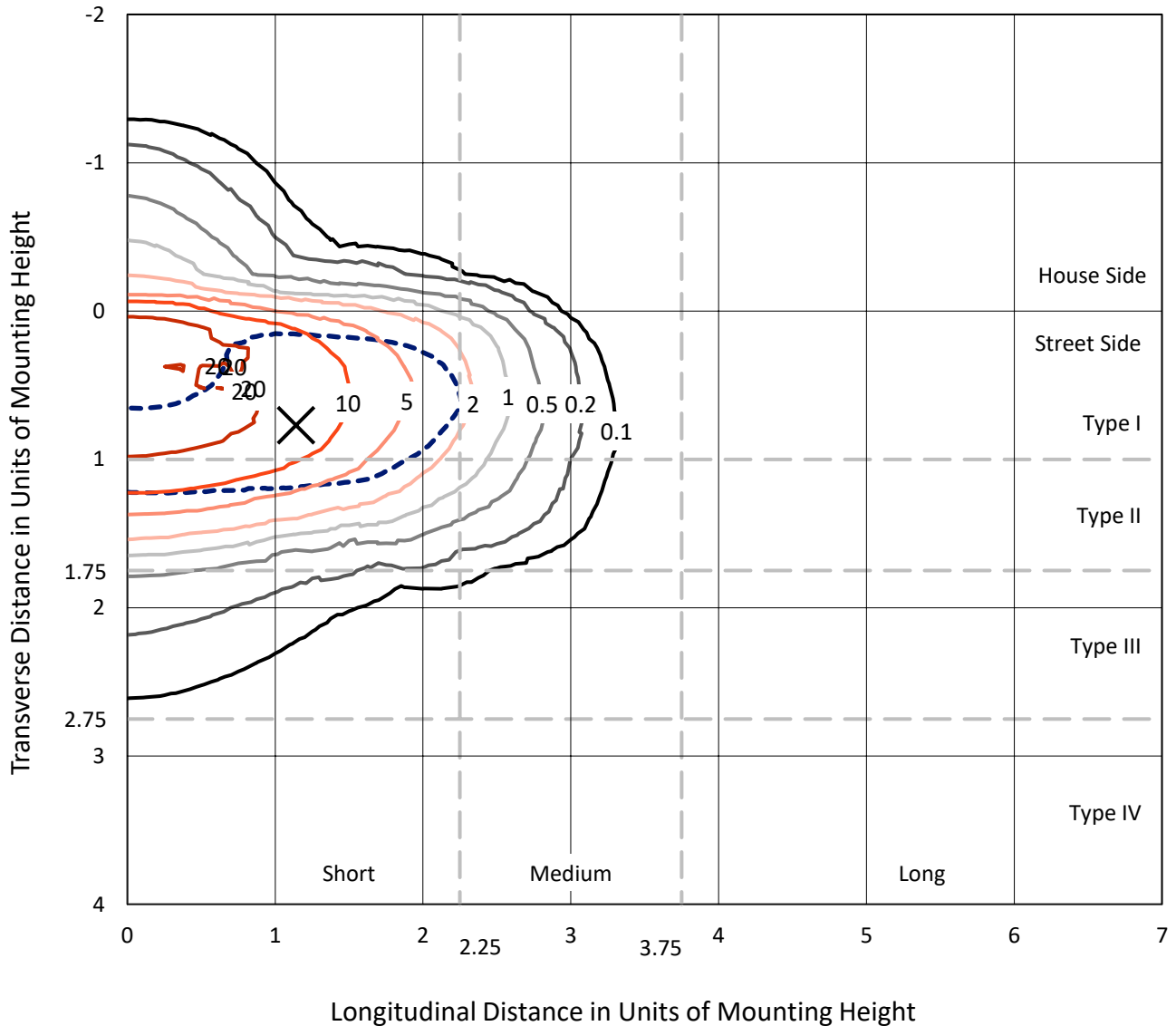
Input Watts (W): 481  
Input Voltage (V): NR  
Input Current (A<sub>in</sub>): NR  
Voltage Rise (V): NR  
Power Factor: NR  
Total Harmonic Distortion (THDi): NR  
Frequency (hertz): 60  
Stabilization Time: NR  
Operation Time: NR  
Ambient Temperature (°C): NR  
Test Distance: 24 FT



REPORT NUMBER: P459502  
 CATALOG NUMBER: GLAN-SA9C-735-U-AFL-HSS

### Iso-Footcandle Lines of Horizontal Illumination

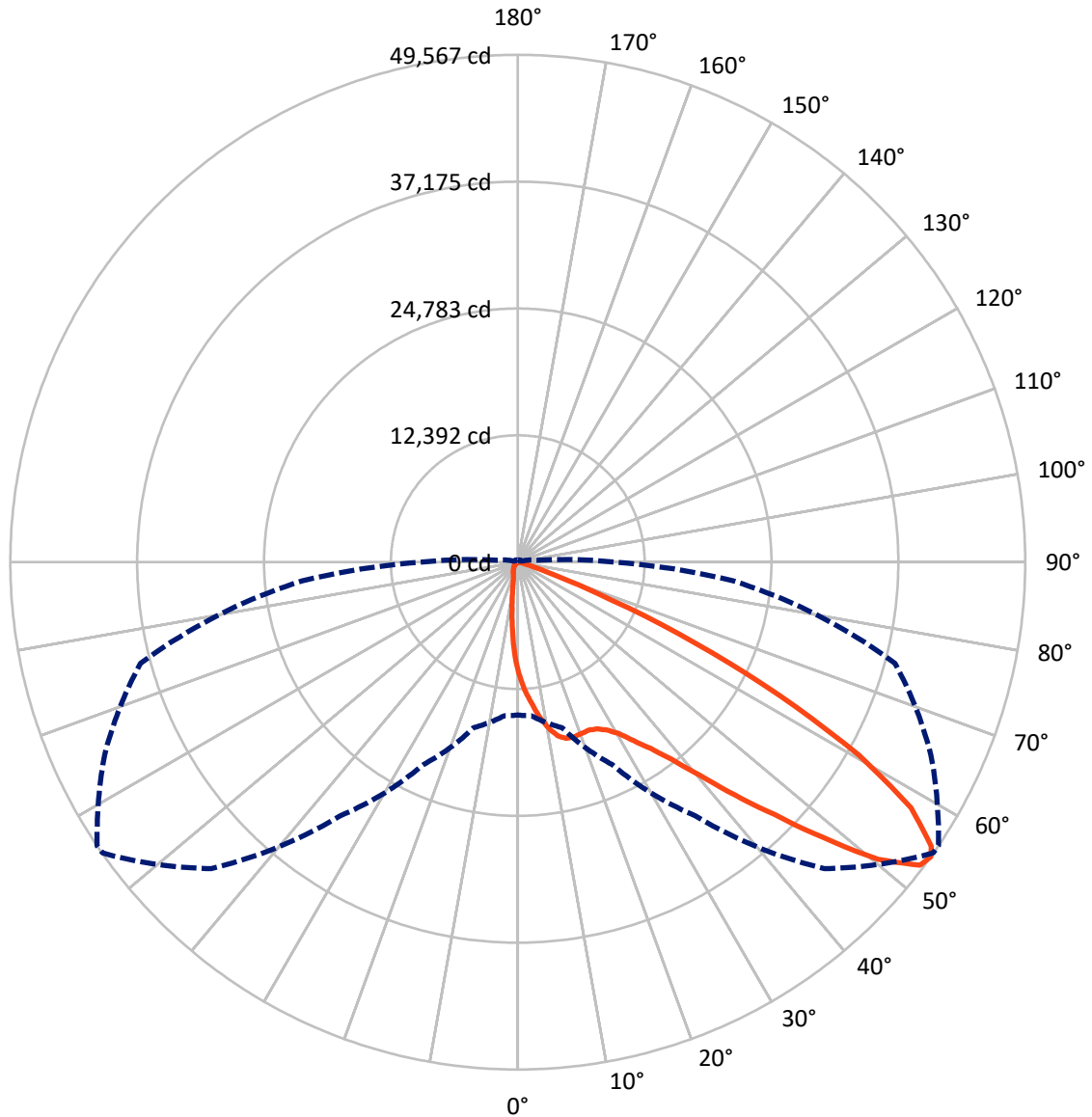
✕ Max cd  
 - - - 1/2 Max cd



Based on 25 foot mounting height. Maximum calculated value = 25.9 fc  
 Type II - Short - N/A

REPORT NUMBER: P459502  
CATALOG NUMBER: GLAN-SA9C-735-U-AFL-HSS

### Luminous Intensity Polar Plot



— Vertical Plane Through 56-Deg Lateral    - - - Horizontal Cone Through 54-Deg Vertical

REPORT NUMBER: P459502

CATALOG NUMBER: GLAN-SA9C-735-U-AFL-HSS

**FLUX DISTRIBUTION:**

		Downward	Upward	Total
<b>House Side</b>	Lumens	2300.3	0.0	2300.3
	% Fixture	4.7	0.0	4.7
<b>Street Side</b>	Lumens	46343.7	0.0	46343.7
	% Fixture	95.3	0.0	95.3
<b>Total</b>	Lumens	48644.0	0.0	48644.0
	% Fixture	100.0	0.0	100.0

**ZONAL LUMENS:**

Zone	Lumens	% Fixture
0°-10°	955.0	2.0
10°-20°	2581.7	5.3
20°-30°	4471.2	9.2
30°-40°	7718.1	15.9
40°-50°	13136.5	27.0
50°-60°	13000.1	26.7
60°-70°	5933.5	12.2
70°-80°	762.0	1.6
80°-90°	85.9	0.2
90°-100°	0.0	0.0
100°-110°	0.0	0.0
110°-120°	0.0	0.0
120°-130°	0.0	0.0
130°-140°	0.0	0.0
140°-150°	0.0	0.0
150°-160°	0.0	0.0
160°-170°	0.0	0.0
170°-180°	0.0	0.0
0°-90°	48644.0	100.0
0°-180°	48644.0	100.0

**Coefficient of Utilization**



REPORT NUMBER: P459502

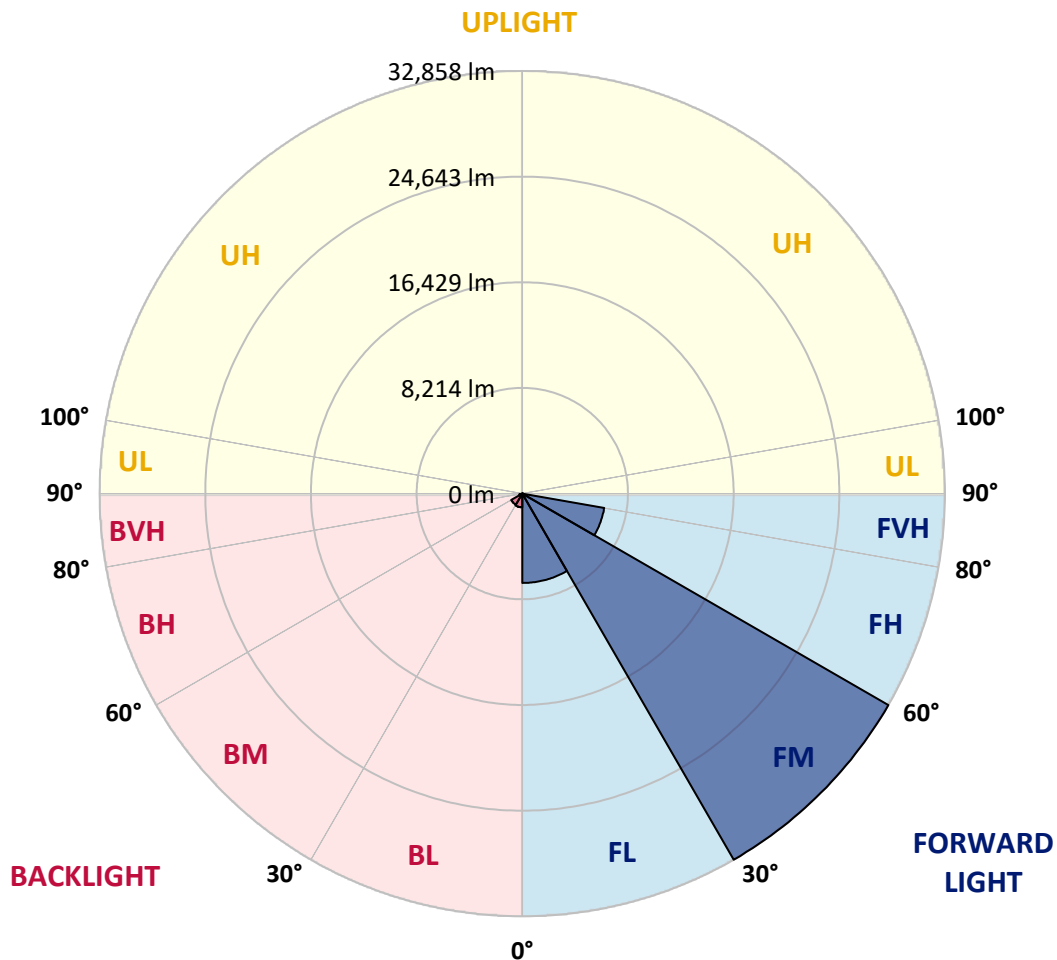
CATALOG NUMBER: GLAN-SA9C-735-U-AFL-HSS

**LUMINAIRE CLASSIFICATION SYSTEM LUMEN TABLE AND BUG RATING:**

Zone	Lumens	% Fixture	Zone Rating/Lumen Limit		
			B	U	G
FL (0°-30°)	6944.1	14.3			
FM (30°-60°)	32857.8	67.5			
FH (60°-80°)	6465.2	13.3			G3/7500
FVH (80°-90°)	76.7	0.2			G1/100
BL (0°-30°)	1063.8	2.2	B3/2500		
BM (30°-60°)	996.9	2.0	B1/1000		
BH (60°-80°)	230.3	0.5	B1/500		G1/500
BVH (80°-90°)	9.2	0.0			G0/10
UL (90°-100°)	0.0	0.0		U0/0	
UH (100°-180°)	0.0	0.0		U0/0	

**BUG Rating: B3-U0-G3**

Type II Short





REPORT NUMBER: P459502

CATALOG NUMBER: GLAN-SA9C-735-U-AFL-HSS

**CANDELA DISTRIBUTION (FULL):**

	0°	5°	15°	25°	35°	45°	55°	56°	65°	75°	85°
0°	10807.3	10807.3	10807.3	10807.3	10807.3	10807.3	10807.3	10807.3	10807.3	10807.3	10807.3
2.5°	13734.8	13639.6	13508.3	13406.6	13167.0	12822.4	12458.1	12458.1	12106.9	11617.9	11119.1
5°	15841.7	15779.4	15651.4	15388.8	15119.7	14637.3	13905.4	13777.4	13150.6	12264.5	11332.4
7.5°	16698.3	16727.8	16734.4	16665.5	16537.5	16061.6	15336.3	15247.7	14246.7	13058.7	11611.4
10°	15877.8	16022.2	16163.4	16448.9	16852.6	16967.4	16557.2	16465.3	15480.7	13862.7	11913.3
12.5°	14657.0	14735.7	14814.5	15264.1	16074.7	17003.5	17433.5	17430.2	16596.6	14663.5	12297.3
15°	14089.2	14158.1	14164.7	14364.9	15067.2	16419.3	17807.6	17856.8	17686.2	15651.4	12710.8
17.5°	14207.3	14263.1	14217.2	14266.4	14634.0	15776.1	17764.9	17929.0	18569.0	16599.9	13084.9
20°	14978.6	15086.9	14909.7	14771.8	14883.4	15605.4	17620.5	17850.3	19192.6	17525.3	13426.3
22.5°	16363.6	16422.6	16199.5	15822.0	15625.1	15963.2	17581.1	17807.6	19724.2	18283.5	13623.2
25°	17902.8	17883.1	17636.9	17213.6	16800.0	16685.2	17840.4	18043.9	20164.0	18966.1	13682.2
27.5°	19442.0	19501.1	19087.5	18562.4	18066.9	17768.2	18421.3	18572.3	20659.6	19743.9	13754.4
30°	21230.6	21135.4	20728.5	20127.9	19560.1	19143.3	19356.6	19399.3	21342.2	20774.4	13944.8
32.5°	23557.5	23294.9	22838.7	21788.5	21381.6	20676.0	20728.5	20781.0	22172.5	21795.1	14174.5
35°	26714.7	26701.5	25808.9	24394.4	23403.2	22527.0	22297.2	22339.9	23429.5	23311.3	14683.2
37.5°	30515.1	30567.6	29550.2	28125.9	26301.2	24909.6	24437.0	24443.6	25339.6	25405.2	15457.8
40°	33609.9	33747.8	33140.6	32179.0	30377.3	28201.4	27407.2	27334.9	28024.1	27942.1	16563.8
42.5°	34942.4	35070.4	35296.8	35631.6	34640.5	32845.3	30971.3	31069.8	31279.8	30705.5	17804.3
45°	34289.3	34492.8	35382.2	37449.8	38381.8	37778.0	35543.0	35198.4	34309.0	33708.4	19051.4
47.5°	31568.6	32064.2	33550.9	36993.6	40255.8	42297.1	40702.1	40245.9	37341.5	35900.7	19845.7
50°	27095.4	27124.9	29195.8	33596.8	39284.3	45149.1	45969.6	45628.3	40167.2	37131.4	20246.0
52.5°	19642.2	20288.7	22185.6	27282.4	35077.0	44715.9	49327.0	49185.8	43081.5	37761.5	20823.7
54°	14932.6	15057.4	16744.3	21801.7	30242.7	42336.5	49533.7	49566.5	44528.8	38142.2	21165.0
55°	12241.5	11942.8	13715.1	18572.3	26944.4	40232.8	48857.7	49015.2	45178.6	38339.2	21417.7
57.5°	5802.4	5805.7	7161.1	9796.5	16875.5	31240.4	44725.7	45283.7	45250.8	38677.2	22195.5
60°	2937.3	2957.0	3255.6	4522.5	8336.0	20767.9	36980.5	38309.6	41768.7	38726.4	22451.5
62.5°	2054.5	2031.5	1982.3	2175.9	3508.4	10554.6	27531.9	28687.1	35487.2	36852.5	21637.6
65°	1759.1	1709.9	1572.0	1542.5	1772.2	4204.1	17147.9	19031.7	27095.4	31909.9	19320.5
67.5°	1503.1	1483.4	1358.7	1283.2	1253.7	1831.3	8848.0	9839.1	18519.8	22937.2	14634.0
70°	1276.7	1266.8	1191.3	1096.2	1014.1	1096.2	3281.9	4066.3	10321.6	12349.8	6905.1
72.5°	1037.1	1046.9	1060.1	938.6	853.3	777.8	1401.4	1631.1	4319.0	4414.2	2415.5
75°	909.1	899.2	899.2	817.2	712.2	577.6	771.2	830.3	1322.6	1227.4	561.2
77.5°	640.0	617.0	722.0	672.8	594.0	410.2	439.8	466.0	548.1	469.3	262.6
80°	443.1	443.1	462.7	603.9	534.9	298.7	269.1	288.8	324.9	279.0	151.0
82.5°	249.4	256.0	301.9	321.6	311.8	200.2	177.2	180.5	216.6	190.4	95.2
85°	29.5	49.2	173.9	170.7	128.0	88.6	98.5	101.7	134.6	118.1	55.8
87.5°	3.3	6.6	36.1	45.9	32.8	36.1	36.1	36.1	45.9	52.5	39.4
90°	0.0	0.0	0.0	0.0	0.0	0.0	0.0	0.0	0.0	0.0	0.0



REPORT NUMBER: P459502

CATALOG NUMBER: GLAN-SA9C-735-U-AFL-HSS

**CANDELA DISTRIBUTION (continued):**

	90°	95°	105°	115°	125°	135°	145°	155°	165°	175°	180°
0°	10807.3	10807.3	10807.3	10807.3	10807.3	10807.3	10807.3	10807.3	10807.3	10807.3	10807.3
2.5°	10850.0	10600.5	10006.5	9317.3	8877.5	8162.1	7558.2	7121.7	7013.4	6803.4	6865.7
5°	10836.8	10318.3	9107.3	7827.3	6462.1	5444.7	4686.6	4089.2	3826.7	3652.8	3531.3
7.5°	10843.4	10032.8	8089.9	6051.8	4420.7	3423.0	2720.7	2356.4	2113.5	2011.8	2024.9
10°	10863.1	9711.1	6908.4	4483.1	2983.2	2212.0	1782.1	1608.1	1526.1	1513.0	1509.7
12.5°	10909.0	9360.0	5779.4	3327.8	2087.3	1608.1	1444.0	1385.0	1358.7	1358.7	1348.9
15°	10958.3	8972.7	4840.8	2474.6	1608.1	1381.7	1306.2	1276.7	1260.2	1260.2	1257.0
17.5°	10958.3	8526.4	3964.5	1919.9	1385.0	1270.1	1211.0	1171.6	1158.5	1158.5	1155.2
20°	10889.3	8007.8	3186.7	1545.8	1257.0	1165.1	1106.0	1063.3	1046.9	1040.4	1037.1
22.5°	10649.8	7315.4	2536.9	1329.2	1151.9	1073.2	997.7	948.5	935.3	928.8	932.1
25°	10223.1	6534.3	2008.5	1168.4	1056.8	961.6	896.0	859.9	846.7	846.7	850.0
27.5°	9783.3	5717.1	1591.7	1046.9	941.9	856.6	804.1	781.1	777.8	787.7	790.9
30°	9376.4	4896.6	1289.8	948.5	840.2	768.0	731.9	725.3	725.3	728.6	731.9
32.5°	8923.5	4177.9	1079.7	863.1	758.1	695.8	676.1	676.1	682.6	682.6	689.2
35°	8638.0	3560.9	948.5	781.1	695.8	643.3	630.1	633.4	643.3	656.4	662.9
37.5°	8483.7	3068.6	863.1	715.5	636.7	600.6	587.5	594.0	617.0	640.0	643.3
40°	8496.8	2697.7	794.2	659.7	590.7	551.4	541.5	561.2	584.2	607.2	610.4
42.5°	8641.2	2422.0	728.6	594.0	551.4	495.6	492.3	512.0	521.8	544.8	548.1
45°	8811.9	2221.8	659.7	525.1	479.2	429.9	433.2	449.6	462.7	498.8	505.4
47.5°	8864.4	2084.0	580.9	446.3	393.8	377.4	380.7	390.5	416.8	449.6	452.9
50°	8923.5	1998.7	505.4	377.4	334.8	331.5	334.8	341.3	357.7	370.9	367.6
52.5°	9176.2	1995.4	443.1	328.2	285.5	292.1	295.4	292.1	279.0	259.3	252.7
54°	9412.5	2005.2	413.5	305.2	262.6	272.4	269.1	252.7	219.9	200.2	190.4
55°	9602.8	2015.1	397.1	288.8	249.4	252.7	256.0	223.2	180.5	160.8	154.2
57.5°	9977.0	1992.1	357.7	252.7	219.9	206.8	203.5	147.7	98.5	85.3	78.8
60°	9789.9	1798.5	324.9	216.6	187.1	167.4	137.8	82.0	49.2	36.1	36.1
62.5°	9054.8	1526.1	288.8	177.2	154.2	128.0	72.2	45.9	23.0	13.1	9.8
65°	8099.7	1283.2	259.3	141.1	121.4	82.0	39.4	29.5	9.8	0.0	0.0
67.5°	6022.3	951.8	219.9	111.6	91.9	52.5	26.3	16.4	3.3	0.0	0.0
70°	2789.6	580.9	187.1	85.3	65.6	39.4	19.7	9.8	0.0	0.0	0.0
72.5°	800.8	364.3	154.2	62.4	45.9	32.8	16.4	6.6	3.3	0.0	0.0
75°	279.0	292.1	114.9	45.9	36.1	23.0	13.1	6.6	3.3	0.0	0.0
77.5°	167.4	236.3	72.2	39.4	29.5	19.7	13.1	6.6	3.3	3.3	0.0
80°	95.2	157.5	45.9	32.8	26.3	16.4	9.8	6.6	3.3	3.3	0.0
82.5°	52.5	75.5	36.1	29.5	23.0	16.4	9.8	6.6	3.3	3.3	3.3
85°	42.7	39.4	29.5	26.3	19.7	13.1	9.8	3.3	0.0	0.0	0.0
87.5°	32.8	26.3	26.3	26.3	19.7	13.1	9.8	3.3	0.0	0.0	0.0
90°	0.0	0.0	0.0	0.0	0.0	0.0	0.0	0.0	0.0	0.0	0.0

(END OF REPORT)